

METEOR

Wall-mount lighting control system



E-mail: info@theatrelight.co.nz
6 Rowe St., Onehunga, Auckland, New Zealand
Tel: 64-9-622 1187, Fax: 64-9-636 5803
Web: www.theatrelight.co.nz

THEATRELIGHT NZ

Manufacturer of Theatre Lighting Control Systems

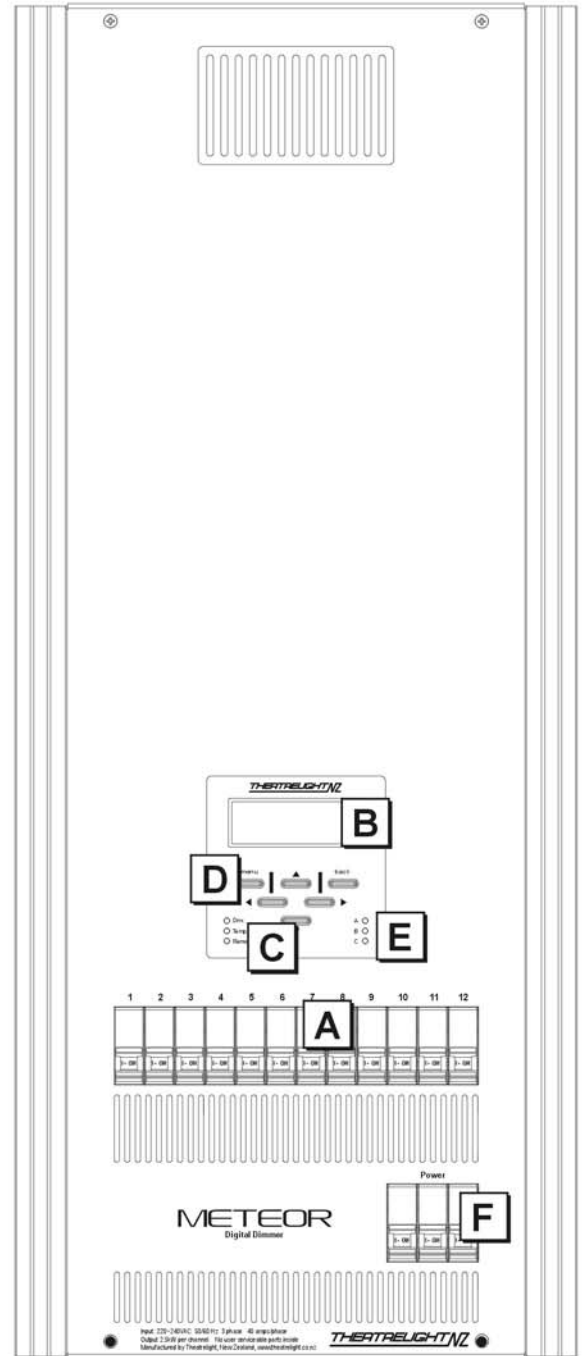
Wall-mount lighting control system

METEOR

Designed for flexibility, reliability and performance, the Meteor digital dimmer offers a wide range of features accessed through an easy to use LCD display and intuitive menu system. The internal temperature sensing fan, efficient toroidal chokes and magnetic circuit breakers keep this dimmer pack performing under the most rigorous conditions. Automatic input voltage means this pack will work on any mains supply in the world, making it the perfect dimmer pack for Architectural applications or permanent installation.

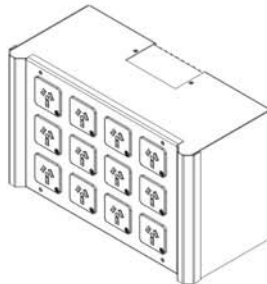
- Large 4 line, 20 character auto dimming blue LCD display
- Display of DMX levels or dimmer output levels.
- Proportional softpatch.
- Easy to use menu set-up of all dimmer parameters.
- Min/max/soft-start/dimmer curve/dimmer test per dimmer channel.
- 120 Scenes with individual up, down, and delay fade times up to 30 mins.
- 30 Chases with speeds from 600 beats/minute to 10 seconds/step
- Selection of fade and ramp options
- 30 Sequences of auto fading scenes for display lighting.
- Delay times of up to 30 minutes between sequence cues.
- Alphanumeric text labels for all Scenes, Chases and Sequences.
- Remote port allows access to dimmer from remote wall plates.
- Up to 100 Meteor or Nebula dimmers may be slaved together DMX-512 opto isolated input.

- A: Magnetic Circuit Breaker (MCB) for each dimmer channel
 B: 4 row x 20 character blue LCD display with backlit white characters. Displays all channel levels, scene programming, setup modes and information, dimmer modes, etc.
 C: LED indication of DMX signal status, temperature status and remote control function
 D: Keys for fast access to all programming functions and quick access of all dimmer information
 E: LED indication of mains power phase status
 F: Mains Isolator MCBs



Accessories

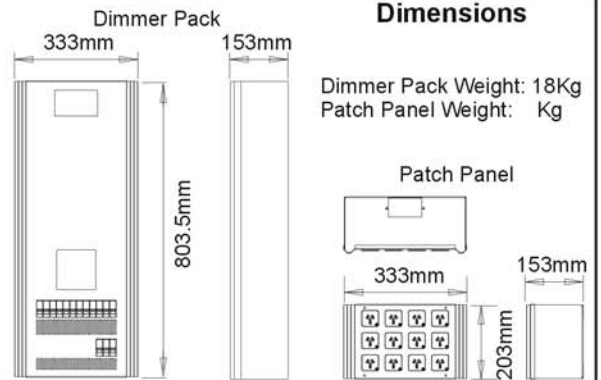
12 way Patch Panel designed to be mounted directly below Meteor, or in a location of your choice



Specifications

- Construction:** Anti-corrosion plated steel case, durable epoxy finish.
Input Power: 90 to 265 volts AC, 1, 2 or 3 phase with Neutral, 45 to 65 Hz
Terminations: Moving cage terminals or cable input and socket output.
Output Power: 12 channels at 10 amps per channel, or 6 channels at 25 amps per channel, depending on model.
Control Inputs: DMX-512 USITT 1990, Remote input allows control from remote stations.
Control Connectors: 5 pin XLR Male for DMX-512, RJ45 for remote.

Dimensions



Your Local Distributor:

THEATRELIGHT NZ

Theatrelight Ltd, 6 Rowe St. Onehunga, Auckland, New Zealand
 Tel: 64-9-622 1187, Fax: 64-9-636 5803
 Internet: www.theatrelight.co.nz, e-mail: info@theatrelight.co.nz